

Scaled data based on original data using
LM-79-08 Approved Method: Electrical and Photometric Measurements of Solid-
State Lighting Products

Test Report Prepared for
Cooper Lighting Solutions
(formerly Eaton)

Brand: McGRAW-EDISON

Report Number: P318532

Luminaire Tested: **GLEON-SA8C-827-U-T3**

Issue Date: 3/3/2020

Test Information

Test Method: LM-79-08
Report Number: P318532
TEST IS SCALED FROM IESNA LM-79-08 TEST DATA (G2-1903-205-14)
Test Lab: INNOVATION CENTER
Issue Date: 3/3/2020
Manufacturer: COOPER LIGHTING SOLUTIONS (FORMERLY EATON)
Product Line: McGRAW-EDISON
Catalog Number: GLEON-SA8C-827-U-T3
Description: GALLEON AREA AND ROADWAY LUMINAIRE
(8) 80 CRI, 2700K, 1050mA LIGHTSQUARES WITH 16 LEDS EACH AND TYPE III OPTICS
Light Source: -
Ballast/Driver: ELECTRONIC DRIVER

Summary

Lumens per Lamp: N/A
Luminaire Lumens: 41680 lumens
Efficiency: N/A
Efficacy: 93.7 lumens/watt
Luminous Opening: Rectangular (W 2' x L: 1' x H: 0')
IES Classification: Type III - Short
BUG Rating: B3 - U0 - G5

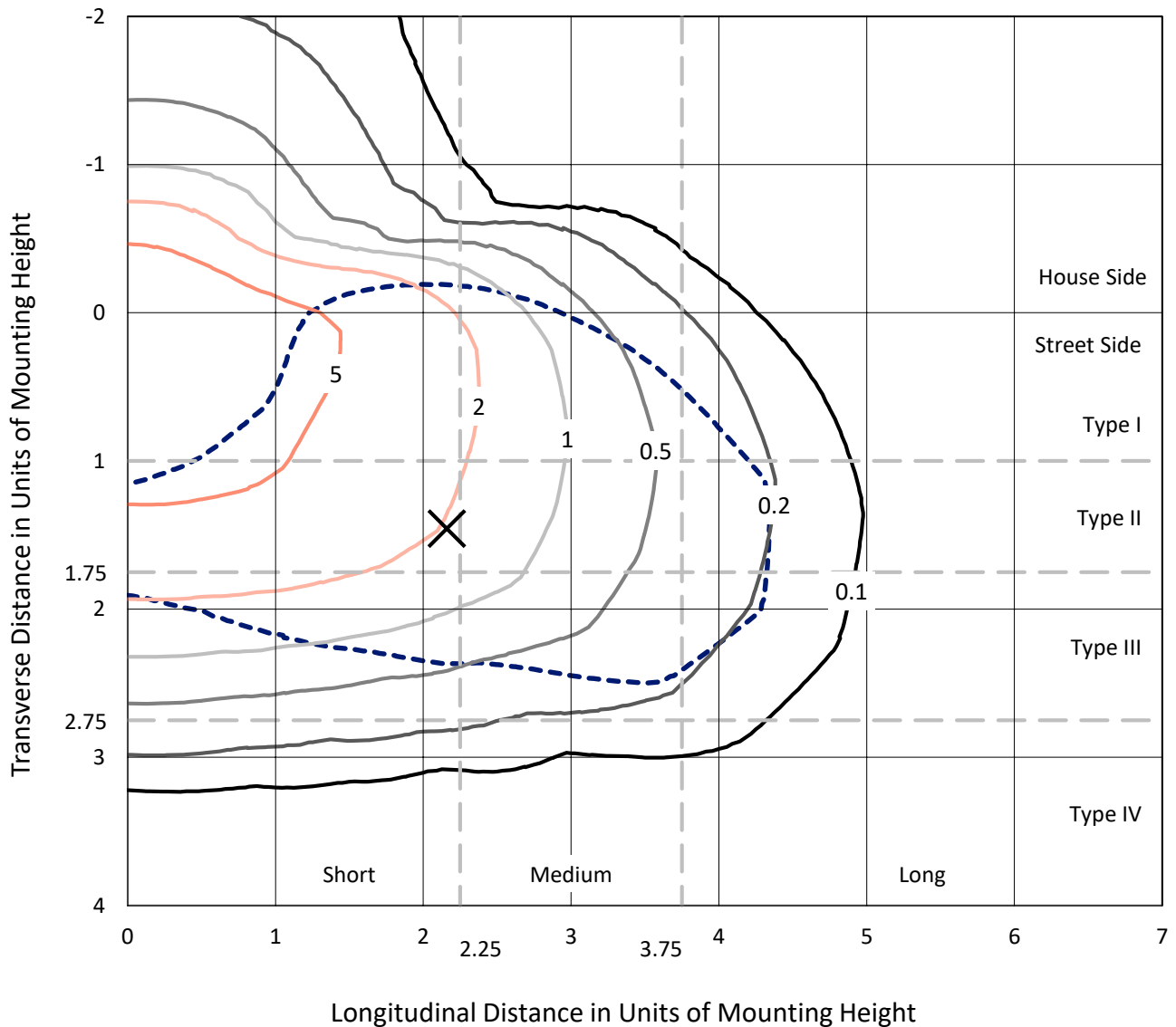
Input Watts (W): 445
Input Voltage (V): NR
Input Current (Ain): NR
Voltage Rise (V): NR
Power Factor: NR
Total Harmonic Distortion (THDi): NR
Frequency (hertz): 60
Stabilization Time: NR
Operation Time: NR
Ambient Temperature (°C): NR
Test Distance: 24 FT



REPORT NUMBER: P318532
 CATALOG NUMBER: GLEON-SA8C-827-U-T3

Iso-Footcandle Lines of Horizontal Illumination

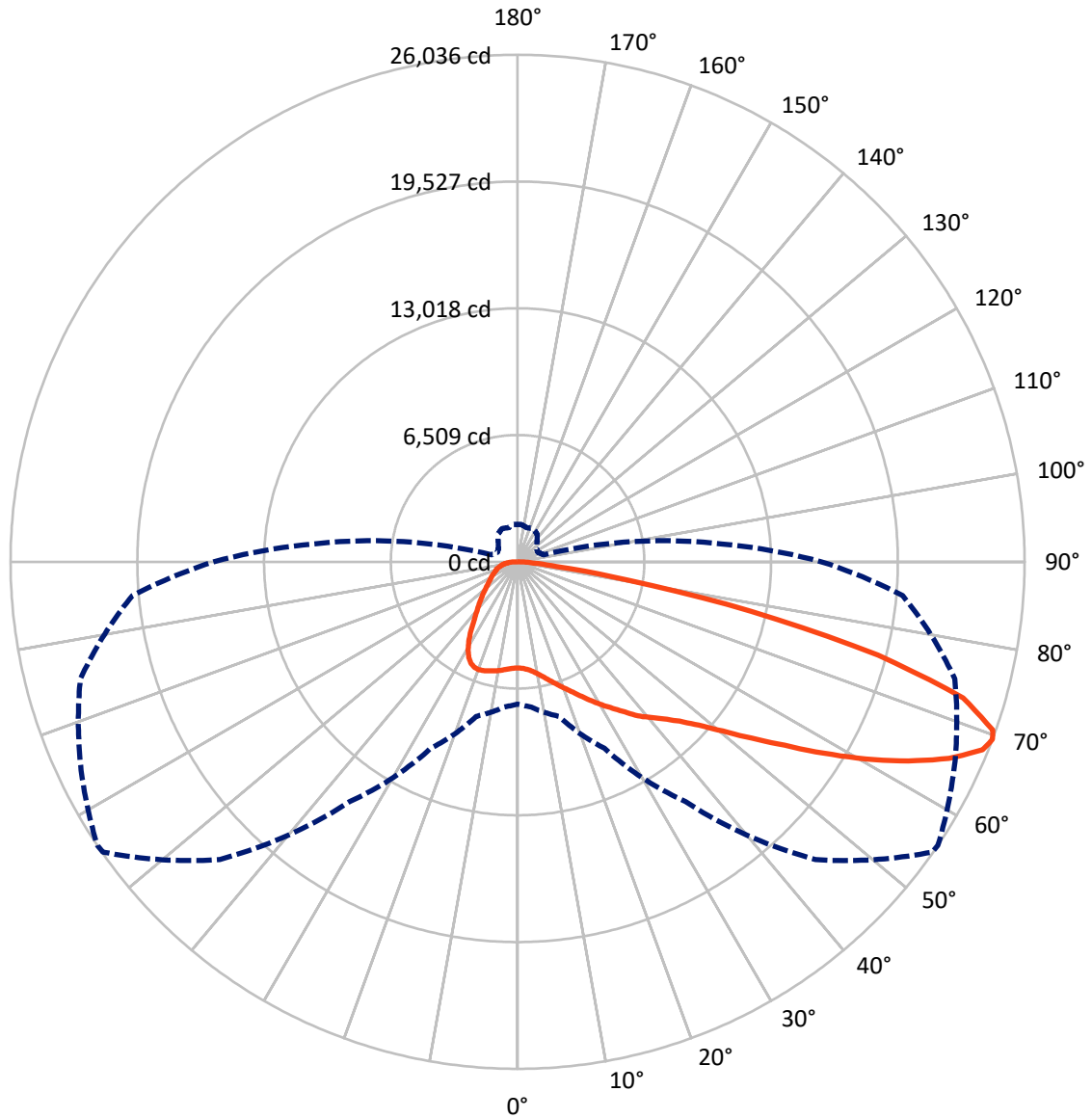
✕ Max cd
 - - - 1/2 Max cd



Based on 25 foot mounting height. Maximum calculated value = 9.5 fc
 Type III - Short - N/A

REPORT NUMBER: P318532
CATALOG NUMBER: GLEON-SA8C-827-U-T3

Luminous Intensity Polar Plot



— Vertical Plane Through 56-Deg Lateral - - - Horizontal Cone Through 69-Deg Vertical

REPORT NUMBER: P318532
 CATALOG NUMBER: GLEON-SA8C-827-U-T3

FLUX DISTRIBUTION:

		Downward	Upward	Total
House Side	Lumens	9282.1	0.0	9282.1
	% Fixture	22.3	0.0	22.3
Street Side	Lumens	32397.9	0.0	32397.9
	% Fixture	77.7	0.0	77.7
Total	Lumens	41680.0	0.0	41680.0
	% Fixture	100.0	0.0	100.0

ZONAL LUMENS:

Zone	Lumens	% Fixture
0°-10°	535.2	1.3
10°-20°	1720.9	4.1
20°-30°	3004.1	7.2
30°-40°	4315.3	10.4
40°-50°	5972.1	14.3
50°-60°	8749.9	21.0
60°-70°	10667.8	25.6
70°-80°	5897.9	14.2
80°-90°	816.9	2.0
90°-100°	0.0	0.0
100°-110°	0.0	0.0
110°-120°	0.0	0.0
120°-130°	0.0	0.0
130°-140°	0.0	0.0
140°-150°	0.0	0.0
150°-160°	0.0	0.0
160°-170°	0.0	0.0
170°-180°	0.0	0.0
0°-90°	41680.0	100.0
0°-180°	41680.0	100.0

Coefficient of Utilization



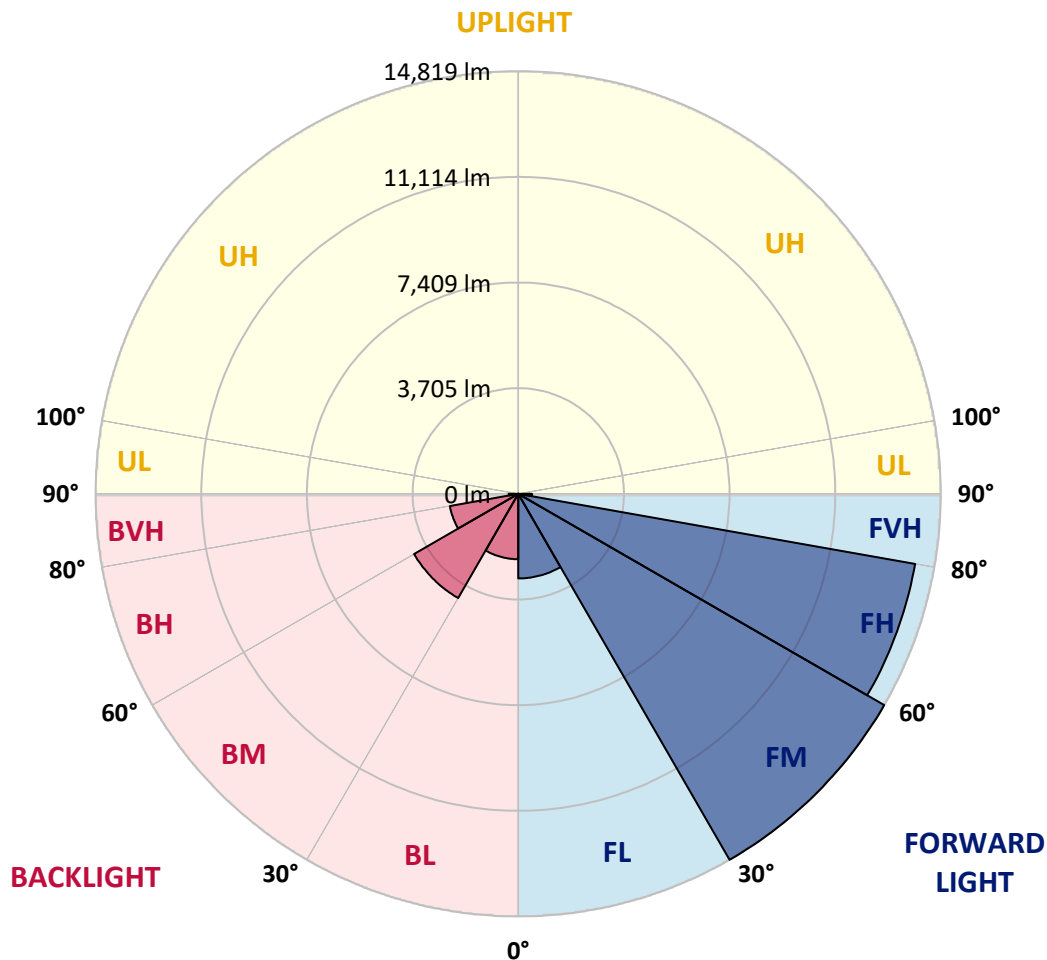
REPORT NUMBER: P318532
 CATALOG NUMBER: GLEON-SA8C-827-U-T3

LUMINAIRE CLASSIFICATION SYSTEM LUMEN TABLE AND BUG RATING:

Zone	Lumens	% Fixture	Zone Rating/Lumen Limit		
			B	U	G
FL (0°-30°)	2966.4	7.1			
FM (30°-60°)	14818.8	35.6			
FH (60°-80°)	14131.6	33.9			G5
FVH (80°-90°)	481.2	1.2			G3/500
BL (0°-30°)	2293.8	5.5	B3/2500		
BM (30°-60°)	4218.5	10.1	B3/5000		
BH (60°-80°)	2434.1	5.8	B3/2500		G3/2500
BVH (80°-90°)	335.7	0.8			G3/500
UL (90°-100°)	0.0	0.0		U0/0	
UH (100°-180°)	0.0	0.0		U0/0	

BUG Rating: B3-U0-G5

Type III Short





REPORT NUMBER: P318532

CATALOG NUMBER: GLEON-SA8C-827-U-T3

CANDELA DISTRIBUTION (FULL):

	0°	5°	15°	25°	35°	45°	55°	56°	65°	75°	85°
0°	5449.0	5449.0	5449.0	5449.0	5449.0	5449.0	5449.0	5449.0	5449.0	5449.0	5449.0
2.5°	5483.5	5489.2	5484.9	5496.4	5483.5	5492.1	5484.9	5484.9	5480.6	5467.7	5453.3
5°	5569.6	5581.1	5574.0	5585.4	5569.6	5572.5	5559.6	5559.6	5546.7	5519.4	5490.7
7.5°	5704.6	5717.5	5711.8	5723.3	5701.7	5701.7	5684.5	5683.1	5657.2	5612.7	5579.7
10°	5865.4	5882.7	5876.9	5894.1	5876.9	5882.7	5865.4	5865.4	5831.0	5767.8	5726.2
12.5°	6099.5	6121.0	6105.2	6103.8	6096.6	6108.1	6093.7	6090.9	6059.3	5973.1	5915.7
15°	6412.5	6435.5	6402.4	6399.6	6359.4	6355.1	6355.1	6350.7	6330.6	6227.3	6132.5
17.5°	6772.9	6780.1	6751.3	6705.4	6653.7	6620.7	6616.4	6627.9	6627.9	6507.3	6356.5
20°	7126.1	7139.0	7116.0	7064.4	6998.3	6949.5	6915.0	6938.0	6936.6	6793.0	6579.0
22.5°	7510.9	7541.1	7506.6	7440.5	7363.0	7308.5	7248.1	7268.2	7269.7	7093.1	6797.3
25°	8009.1	7981.9	7960.3	7867.0	7756.4	7700.4	7644.4	7664.5	7658.8	7416.1	7022.7
27.5°	8449.9	8455.7	8427.0	8327.9	8200.1	8076.6	8073.8	8086.7	8065.1	7752.1	7235.2
30°	8962.5	8965.4	8925.2	8836.2	8696.9	8537.5	8500.2	8521.7	8475.8	8070.9	7459.2
32.5°	9472.3	9486.6	9442.1	9334.4	9222.4	9028.6	8953.9	8968.3	8853.4	8396.8	7690.4
35°	9918.8	9938.9	9924.6	9852.8	9730.7	9564.2	9475.1	9466.5	9324.4	8796.0	7996.2
37.5°	10374.0	10392.6	10376.9	10316.5	10267.7	10091.1	10043.7	10043.7	9796.8	9203.8	8385.3
40°	10842.1	10870.8	10852.1	10768.8	10727.2	10646.8	10533.4	10506.1	10239.0	9693.4	9020.0
42.5°	11277.1	11314.5	11389.1	11340.3	11255.6	11267.1	11038.8	11024.4	10829.1	10417.1	9816.9
45°	11894.5	11949.1	12075.5	12038.1	12020.9	11957.7	11686.3	11673.4	11598.8	11390.6	10806.2
47.5°	12568.0	12642.6	12870.9	12878.1	13063.3	12944.1	12575.1	12530.6	12547.9	12556.5	12013.7
50°	13188.2	13270.1	13644.8	13821.4	14257.9	14283.8	13693.7	13653.5	13720.9	13919.1	13420.8
52.5°	13683.6	13787.0	14255.1	14800.7	15548.8	15761.3	15070.6	15040.5	15090.7	15432.5	15011.8
55°	14046.9	14158.9	14668.6	15662.2	16856.8	17231.6	16655.8	16627.1	16658.7	17093.7	16742.0
57.5°	14131.6	14158.9	14898.3	16242.3	17961.0	18861.3	18595.6	18538.2	18383.1	18762.2	18651.6
60°	13733.9	13843.0	14708.8	16446.2	18815.3	20468.0	20623.0	20551.3	20116.2	20426.3	20337.3
62.5°	12926.9	13122.2	14000.9	16136.0	19149.9	21780.3	22611.7	22525.5	21776.0	21977.0	21549.2
65°	11608.8	11692.1	12615.3	15066.3	18724.9	22620.3	24385.0	24341.9	23398.5	23084.1	21773.2
67.5°	9251.2	9407.7	10191.6	12830.7	16986.0	22521.2	25756.2	25751.9	24458.2	23494.7	20979.1
69°	7308.5	7470.7	8217.3	10569.3	15030.4	21615.2	25985.9	26036.2	24756.8	23244.9	19844.8
70°	5826.7	6014.8	6527.4	8902.2	13294.5	20420.6	25795.0	25885.4	24699.4	22832.8	18798.1
72.5°	2479.7	2631.9	2996.6	4589.0	8102.5	15248.7	23585.2	23926.9	23368.4	20897.3	15535.8
75°	1082.6	1130.0	1295.1	1870.9	3596.8	8299.2	18476.5	19108.2	19981.2	17663.8	11572.9
77.5°	792.6	812.7	903.1	1098.4	1613.9	3134.5	11881.6	12249.2	14410.1	12853.7	7098.8
80°	613.1	627.5	697.8	806.9	1053.9	1267.9	5418.9	5734.8	8102.5	6602.0	2956.4
82.5°	488.2	498.2	547.1	594.4	728.0	768.2	1799.1	1995.8	2990.9	1823.5	782.5
85°	453.7	465.2	482.4	433.6	466.6	450.9	778.2	814.1	903.1	716.5	327.4
87.5°	205.3	242.7	478.1	337.4	248.4	198.1	318.8	333.1	374.8	376.2	145.0
90°	0.0	0.0	0.0	0.0	0.0	0.0	0.0	0.0	0.0	0.0	0.0



REPORT NUMBER: P318532
 CATALOG NUMBER: GLEON-SA8C-827-U-T3

CANDELA DISTRIBUTION (continued):

	90°	95°	105°	115°	125°	135°	145°	155°	165°	175°	180°
0°	5449.0	5449.0	5449.0	5449.0	5449.0	5449.0	5449.0	5449.0	5449.0	5449.0	5449.0
2.5°	5462.0	5457.6	5464.8	5447.6	5469.1	5467.7	5460.5	5463.4	5477.7	5476.3	5477.7
5°	5495.0	5492.1	5500.7	5487.8	5513.6	5522.3	5523.7	5536.6	5552.4	5556.7	5556.7
7.5°	5578.3	5578.3	5582.6	5565.3	5582.6	5581.1	5574.0	5586.9	5602.7	5604.1	5602.7
10°	5721.8	5723.3	5716.1	5671.6	5657.2	5618.5	5582.6	5584.0	5604.1	5619.9	5624.2
12.5°	5902.8	5897.0	5865.4	5783.6	5723.3	5644.3	5607.0	5605.5	5625.6	5638.6	5642.9
15°	6109.5	6093.7	6011.9	5878.4	5772.1	5694.6	5634.3	5619.9	5608.4	5594.1	5595.5
17.5°	6304.8	6268.9	6132.5	5947.3	5835.3	5731.9	5615.6	5522.3	5457.6	5420.3	5408.8
20°	6502.9	6432.6	6235.9	6011.9	5869.7	5681.6	5457.6	5268.1	5150.4	5095.8	5085.8
22.5°	6683.9	6570.4	6332.1	6079.4	5842.5	5512.2	5160.4	4884.7	4721.1	4647.8	4653.6
25°	6860.5	6702.5	6432.6	6126.8	5704.6	5213.6	4746.9	4408.0	4218.5	4136.7	4133.8
27.5°	7015.5	6836.1	6541.7	6088.0	5447.6	4788.5	4257.3	3927.0	3769.1	3698.7	3687.3
30°	7193.6	7004.1	6686.7	5940.1	5071.4	4297.5	3779.1	3546.5	3434.5	3364.2	3351.3
32.5°	7410.4	7232.4	6805.9	5671.6	4590.4	3784.9	3405.8	3243.6	3141.6	3062.7	3048.3
35°	7726.3	7533.9	6836.1	5286.8	4062.0	3380.0	3131.6	2965.0	2827.2	2725.2	2715.2
37.5°	8122.6	7911.5	6767.1	4788.5	3549.4	3117.2	2903.3	2698.0	2518.5	2374.9	2351.9
40°	8694.0	8375.3	6576.2	4214.2	3171.8	2914.8	2680.7	2446.7	2224.1	2056.1	2023.1
42.5°	9380.4	8919.5	6283.3	3642.7	2894.7	2709.4	2459.6	2169.6	1957.1	1837.9	1820.7
45°	10253.4	9485.2	5876.9	3143.1	2621.9	2504.1	2221.3	1954.2	1822.1	1734.5	1720.1
47.5°	11249.8	10119.8	5450.5	2736.7	2390.7	2311.7	2030.3	1858.0	1753.2	1684.2	1671.3
50°	12474.6	10836.3	4998.2	2403.6	2158.1	2080.5	1939.8	1804.9	1721.6	1668.5	1655.5
52.5°	13855.9	11644.7	4672.2	2140.8	1965.7	1909.7	1892.4	1776.1	1708.7	1668.5	1655.5
55°	15343.4	12467.4	4320.5	1919.7	1799.1	1814.9	1860.9	1779.0	1733.1	1684.2	1665.6
57.5°	16832.4	13317.5	3928.5	1733.1	1667.0	1744.6	1839.3	1784.8	1746.0	1698.6	1681.4
60°	18009.8	13855.9	3321.1	1576.6	1562.2	1667.0	1787.6	1741.7	1691.4	1692.9	1690.0
62.5°	18559.7	13827.2	2650.6	1437.3	1457.4	1562.2	1704.3	1674.2	1632.6	1688.6	1692.9
65°	18251.0	13138.0	2063.3	1310.9	1345.4	1453.1	1618.2	1641.2	1655.5	1763.2	1777.6
67.5°	16955.9	11796.9	1598.1	1200.4	1243.4	1378.4	1626.8	1787.6	1806.3	1919.7	1918.3
69°	15616.3	10539.1	1388.5	1142.9	1193.2	1397.1	1738.8	1881.0	1810.6	1931.2	1914.0
70°	14493.4	9544.1	1276.5	1104.2	1170.2	1430.1	1813.5	1879.5	1789.1	1892.4	1863.7
72.5°	11162.3	6866.2	1082.6	1032.4	1092.7	1368.4	1835.0	1837.9	1738.8	1758.9	1710.1
75°	7655.9	4339.1	944.8	934.7	974.9	1233.4	1766.1	1756.0	1608.1	1579.4	1539.2
77.5°	4221.4	2204.0	802.6	841.4	868.7	1092.7	1605.3	1590.9	1468.9	1408.6	1394.2
80°	1628.2	964.9	677.7	748.1	765.3	946.2	1407.1	1394.2	1292.3	1214.7	1193.2
82.5°	614.5	505.4	560.0	647.6	641.8	781.1	1191.8	1184.6	1085.5	972.1	937.6
85°	284.3	303.0	443.7	534.1	492.5	578.6	953.4	966.3	845.7	710.7	710.7
87.5°	120.6	169.4	314.5	403.5	331.7	390.5	699.3	667.7	613.1	425.0	399.2
90°	0.0	0.0	0.0	0.0	0.0	0.0	0.0	0.0	0.0	0.0	0.0

(END OF REPORT)